

Specification

Model : PB1Y36AN0P70

Description : 595*595mm 【23.43*23.43in】 External Isolated Driver,
36W, AC220 ~ 240V, General Recessed Mounting,
LED Panel Light



Prepared by : _____

Checked by : _____

Standard Dept : _____

Approved by : _____

Issued Status : Draft Published

Specification

Product Name :

LED Panel Light

Model :

PB1Y36AN0P70



Applications

As indoor lighting, suitable for office, school, hospital, shopping mall household, etc.

Features

1. Simple and elegant appearance with cost effective;
2. Professional light guide technology, uniform illumination and soft light;
3. Adopt high quality LED light source ensures energy efficiency;
4. Dedicated isolated driver, guarantees safety and reliability;
5. Easy installation, can directly replace traditional grille panel light.

Warranty

2 years.

Optical and Electrical Parameters :

P/N	Color Temperature (K)	Beam Angle (°)	Luminous Flux (lm)	Ra	Luminous Efficiency (lm/W)	Working Voltage (V AC/Hz)	Rated Power (W)
	4000		2500	80	70		
	6000		2700	70	75		

Others :

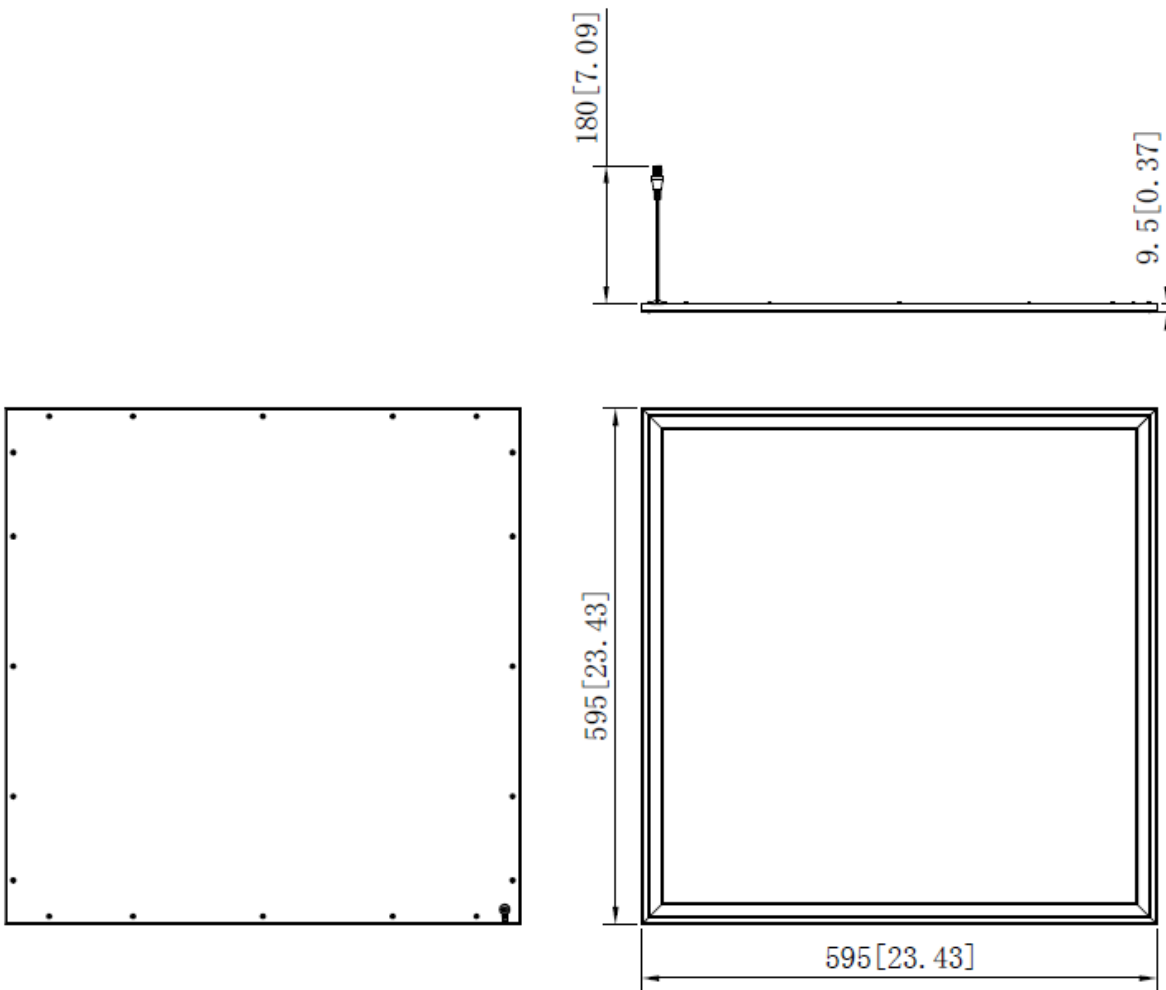
P/N	Driver	Dimmable	Electrical Type	N.W./PCS		Operating Temperature		Storage Temperature		IP Code
				kg	lb	(°C)	(°F)	(°C)	(°F)	
PB1Y36AN0P70	External	No	Class II	2.88	6.34	-10~ +45	+14 ~ +113	-20~ +60	-4 ~ +140	IP20

Notes:

- ① Testing environment temperature: 25±2°C [77±3.6°F];
- ② The above data are typical values; the actual data of each single product may differ from the typical values. The data subject to change without prior notice;
- ③ The above data are effective on the condition that lighting and power supply are used together.

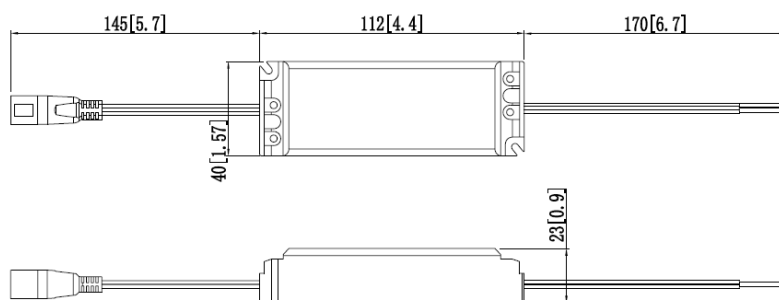
Profile Drawings

(Unit : mm[in]) :

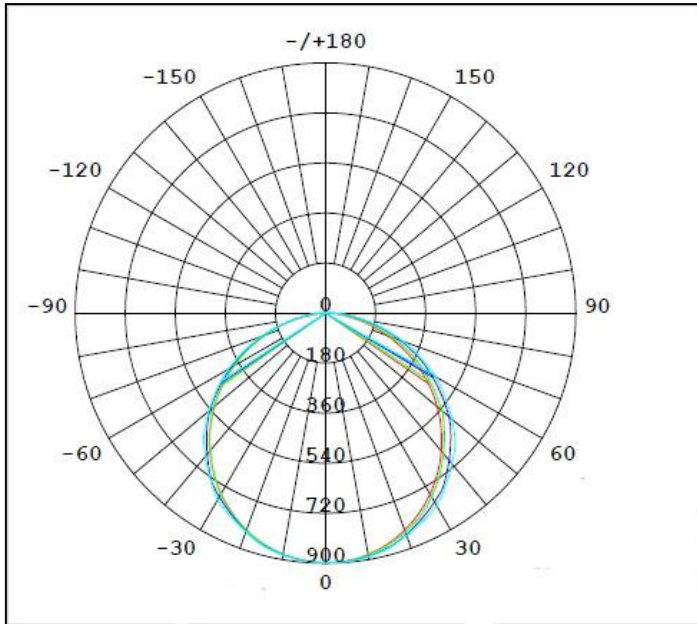


Driver Profile Drawings

(Unit : mm[in]) :

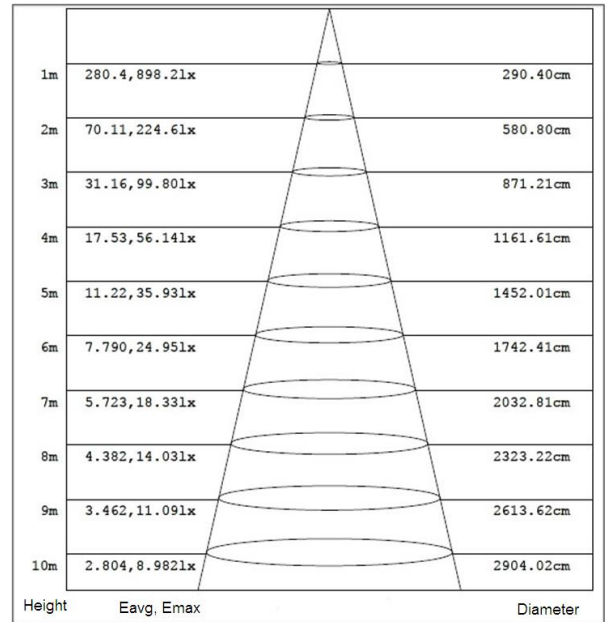


Light Distribution Curve

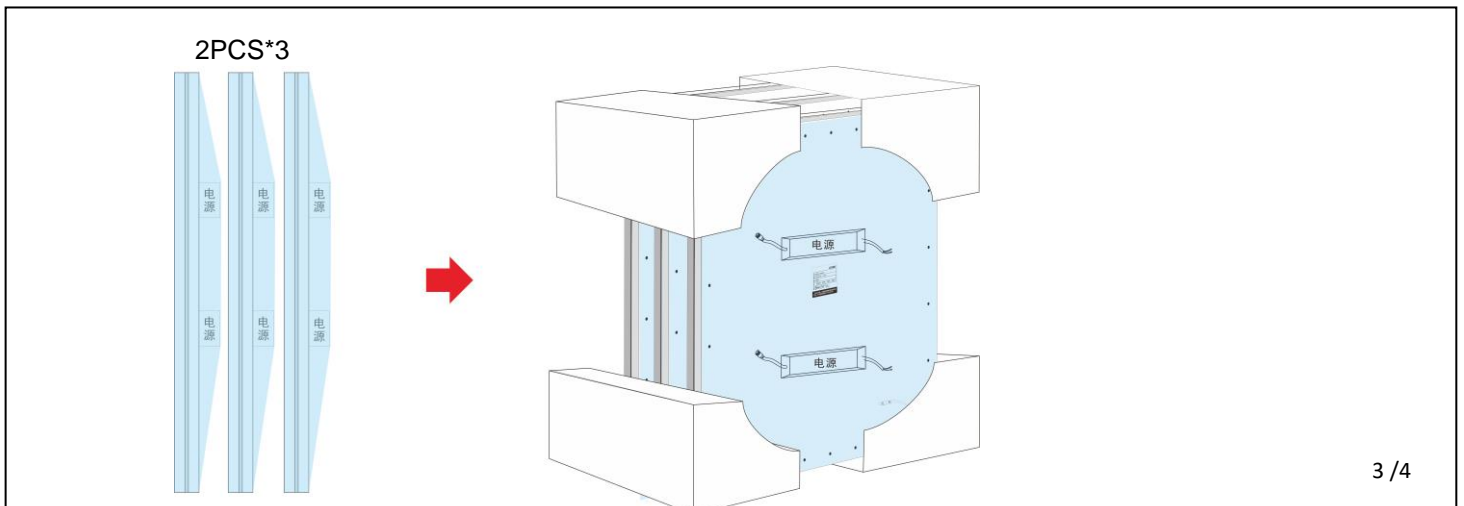
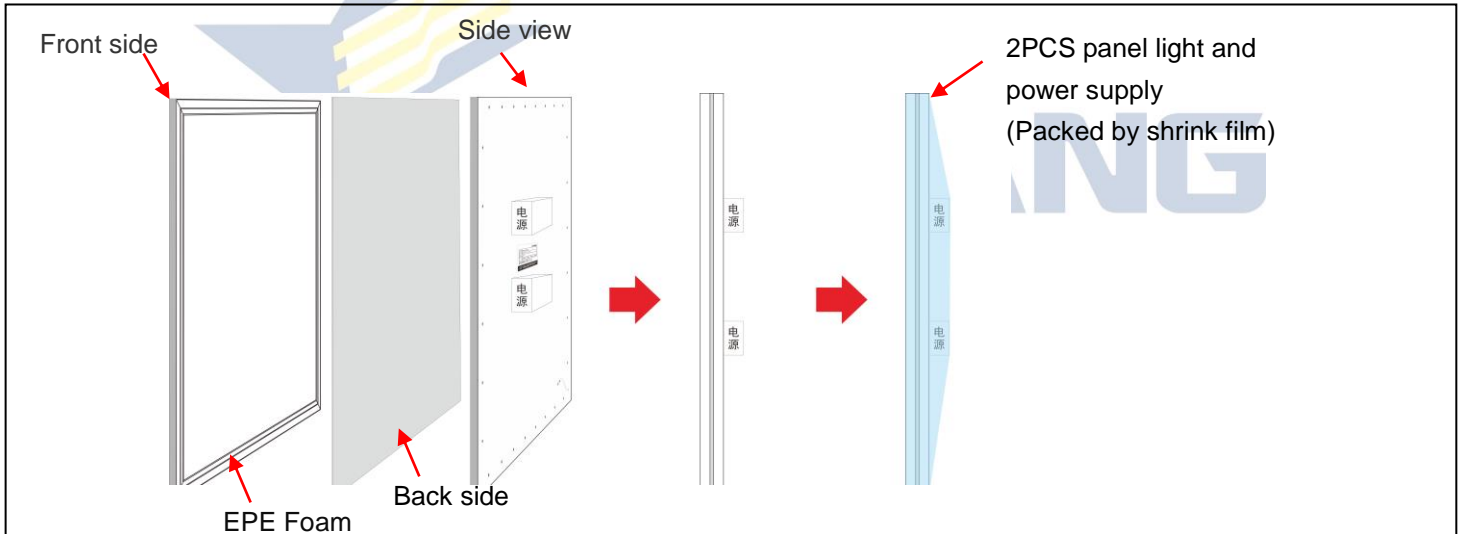


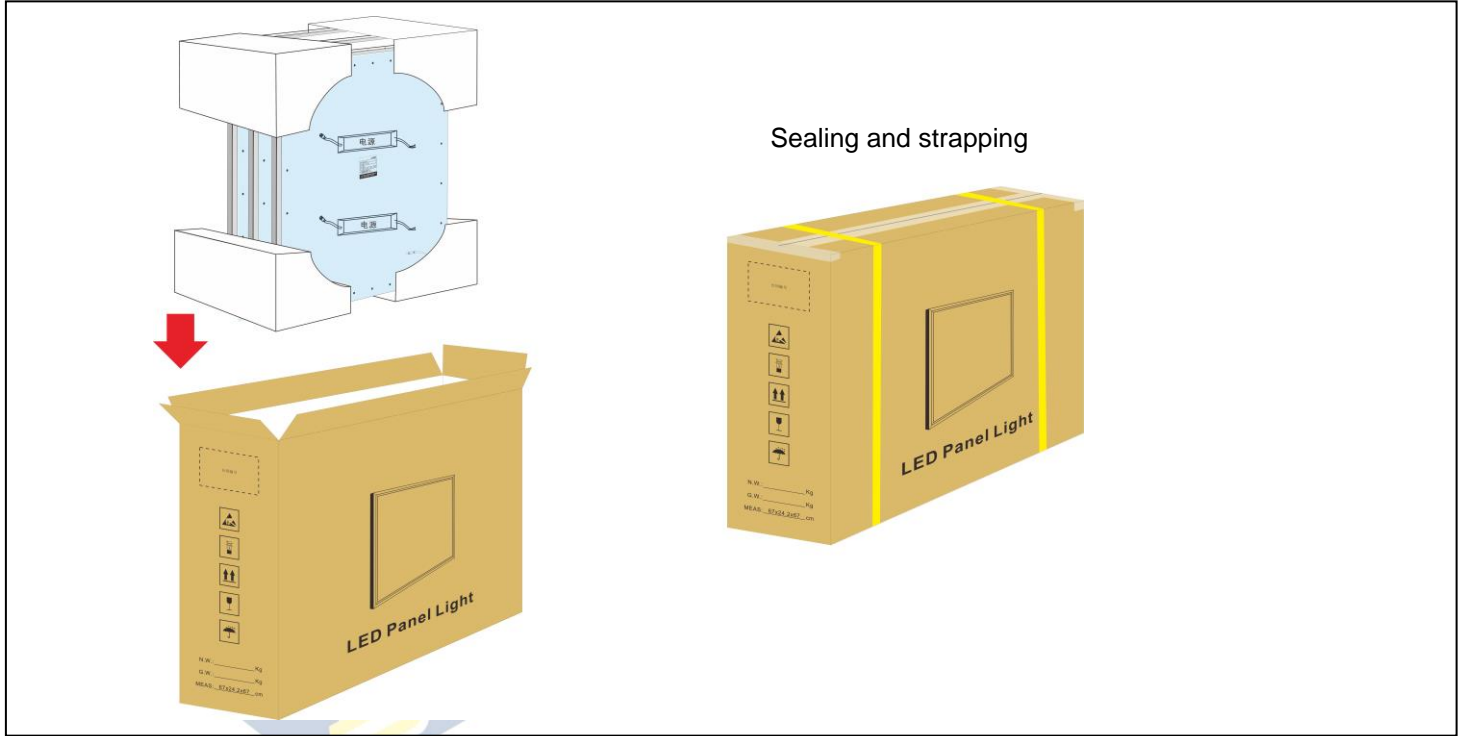
Lux Diagram

(Tested with sample 4000K)



Packaging Diagram :





Packaging Information :

1. Outer Carton Dimension: 664*240*664mm=0.106 (1±10%) CBM [26.14*9.44*26.14in];
2. 6pcs per outer carton;
3. Net Weight (N.W.) / outer carton: 17.28 (1±10%) kg; [38.09 (1±10%) lb];
4. Gross Weight (G.W.) / outer carton: 18.66 (1±10%) kg; [41.13 (1±10%) lb];
5. The actual packed quantity and weight subject to change without prior notice